

# 球墨铸铁全承口三通

Ductile Iron All Socket Tee

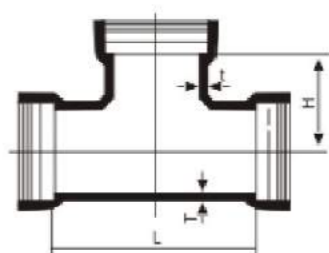
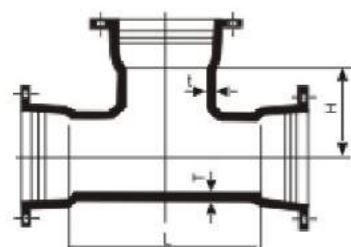


## 技术参数 SPECIFICATION

- 1.测试标准/Type Test : EN14525/BS8561
- 2.橡胶标准/Elastomeric : EN681-2
- 3.球墨铸铁/Ductile Iron : EN1563 EN-GJS-450-10
- 4.涂层标准/Coating : WIS4-52-01
- 5.球墨铸铁管用管件标准/Standard : EN545/ISO2531

## 材质 MATERIALS

序号 ITEM	部件名称 PARTS	材质 MATERIAL
1	本体/Body	球墨铸铁/Ductile iron
2	密封圈/Seals	EPDM/NBR



规格DIMENSIONS(PN16)						
DN×dn	T	L	t	H	重量Mass	
					T	K
80×80	7.0	170	7.0	85	12.5	17.7
100×80	7.2	170	7.0	95	14.3	21.5
100×100	7.2	190	7.2	95	16.1	23.5
150×80	7.8	170	7.0	120	21.5	29.5
150×100	7.8	195	7.2	120	23.5	31
150×150	7.8	256	7.8	125	23	35.6
200×80	8.4	175	7.0	145	30	37.9
200×100	8.4	200	7.2	145	32	38.8
200×150	8.4	255	7.8	150	37	45
200×200	8.4	315	8.4	155	48	50.5
250×80	9.0	200	7.0	210	40	48.6
250×100	9.0	200	7.2	215	47.8	49
250×150	9.0	255	7.8	220	59	61
250×200	9.0	315	8.4	225	63.5	63.5
250×250	9.0	375	7.0	230	71.5	71.5
300×100	9.6	205	7.2	236	54.5	66.5
300×150	9.6	280	7.8	240	63	80.5
300×200	9.6	320	8.4	245	72	84.5
300×250	9.6	375	9.0	250	80	92.1
300×300	9.6	435	9.6	260	91	106
350×100	10.2	205	7.2	260	71	78
350×150	10.2	260	7.8	265	87	95
350×200	10.2	325	8.4	270	91	98
350×250	10.2	375	9.0	275	97	109
350×300	10.2	435	9.6	285	111	122
350×350	10.2	495	10.2	290	124	133
400×100	10.8	210	7.2	285	83	92
400×150	10.8	205	13.0	290	101	111
400×200	10.8	325	8.4	295	105	114
400×250	10.8	375	9.0	300	116	128
400×300	10.8	435	9.6	310	127	140
400×350	10.8	495	10.2	315	137	152
400×400	10.8	560	10.8	320	155	167

# 球墨铸铁双承口单支盘三通

Ductile Iron Double-Socket Tee With Flanged Branch

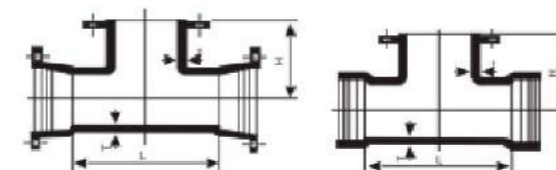


## 技术参数 SPECIFICATION

- 1.测试标准/Type Test : EN14525/BS8561
- 2.橡胶标准/Elastomeric : EN681-2
- 3.球墨铸铁/Ductile Iron : EN1563 EN-GJS-450-10
- 4.涂层标准/Coating : WIS4-52-01
- 5.球墨铸铁管用管件标准/Standard : EN545/ISO2531
- 6.钻孔标准/Drilling Spec : EN1092-2

## 材质 MATERIALS

序号 ITEM	部件名称 PARTS	材质 MATERIAL
1	本体/Body	球墨铸铁/Ductile iron
2	密封圈/Seals	EPDM/NBR



规格DIMENSIONS(PN16)										
DN×dn	T	L	t	H	重量Mass					
					T			K		
					PN10	PN16	PN25	PN10	PN16	PN25
80×80	7.0	170	7.0	165.0	13.5	13.5	13.5	16.7	16.7	16.7
100×80	7.2	170	7.0	175.0	15.8	15.8	15.8	19.7	19.7	19.7
100×100	7.2	190	7.2	180.0	17.5	17.5	17.7	21.0	21.0	21.5
150×80	7.8	170	7.0	205.0	23.0	23.0	23.0	28.5	28.5	23.5
150×100	7.8	195	7.2	210.0	24.5	24.5	25.0	30.5	30.5	31.0
150×150	7.8	255	7.8	220.0	29.5	29.5	30.5	35.5	35.5	36.5
200×80	8.4	175	7.0	235.0	31.5	31.5	31.5	36.5	36.5	36.5
200×100	8.4	200	7.2	240.0	33.5	33.5	34.0	38.5	38.5	39.0
200×150	8.4	255	7.8	250.0	39.0	39.0	40.0	44.5	44.5	45.5
200×200	8.4	315	8.4	260.0	45.6	46.0	47.5	51.5	51.0	53.0
250×80	9.0	200	7.0	270.0	44.0	44.0	44.0	47.0	47.0	47.0
250×100	9.0	200	7.2	270.0	45.0	45.0	47.0	48.0	48.0	48.5
250×150	9.0	255	7.8	280.0	57.0	57.0	57.6	59.0	59.0	60.0
250×200	9.0	315	8.4	290.0	59.0	59.0	59.0	62.5	62.0	64.0
250×250	9.0	375	9.0	300.0	65.0	66.0	69.0	71.0	71.0	74.6
300×100	9.6	205	7.2	300.0	55.0	55.0	56.0	65.0	65.0	65.5
300×150	9.8	260	7.8	310.0	69.0	69.0	69.0	78.5	78.5	79.5
300×200	9.6	320	8.4	320.0	70.0	71.0	73.0	81.5	81.5	83.5
300×250	9.6	375	9.0	330.0	83.0	81.0	85.0	94.0	91.0	96.0
300×300	9.6	435	9.6	340.0	89.0	91.0	95.0	102.0	102.0	107.0
350×100	10.2	205	12.0	330.0	68.0	71.0	71.5	76.5	76.5	77.0
350×150	10.2	260	7.8	340.0	87.5	87.5	88.0	93.0	93.0	94.0
350×200	10.2	325	8.4	350.0	90.5	90.5	89.5	96.0	96.0	98.0
350×250	10.2	375	9.0	360.0	103.0	114.0	125.0	114.0	118.0	135.0
350×300	10.2	435	9.6	370.0	113.0	118.0	129.0	118.0	124.0	123.0
350×350	10.2	495	10.2	330.0	117.0	120.0	132.0	129.0	132.0	139.0
400×100	10.8	210	7.2	360.0	83.0	83.0	83.0	91.0	91.0	91.5
400×150	10.8	265	7.8	370.0	102.0	88.0	103.0	109.0	109.0	110.0
400×200	10.8	325	8.4	380.0	112.0	102.0	104.0	113.0	112.0	114.0
400×250	10.8	375	9.0	390.0	119.0	118.0	122.0	127.0	128.0	132.0
400×300	10.8	435	9.6	400.0	131.0	129.0	137.0	137.0	156.0	142.0
400×350	10.8	495	10.2	410.0	143.0	146.0	153.0	153.0	167.0	163.0
400×400	10.8	560	10.8	420.0	150.0	156.0	167.0	163.0	186.0	178.0